





Motorized Surface Mount Tiger Teeth - CS72-SM

Automated/Hydraulic, surface mount traffic controller is designed to regulate the flow of traffic, while providing both a physical and visual barrier to approaching vehicles and preventing against unauthorized vehicles from either entering or exiting a secure control point. Also available in Flush Mount




Passive Flush Mount Tiger Teeth - CS36-FM

This model quickly attaches to existing or new driveways (asphalt or cement) for commercial areas. Installing units end to end can control any width driveway, providing both a visual and physical barrier. Because the CS36 is all above grade, drainage problems are minimal.



Passive Surface Mount Tiger Teeth - CS36-SM

This model quickly attaches to existing or new asphalt or concrete driveways using anchor bolts or epoxy cement. No excavation or cutting is normally required. Units can be installed end-to-end to cover any driveway width. It sits above grade; drainage issues are minimal.



Crash Barrier Gate - CBG

Automated hydraulic, surface mounted, designed to prevent against unauthorized vehicles from either or entering or exiting a secured control point. Using hydraulic and solid state components, with its customizable control logic, it can easily be adapted to variety of uses.



Plate Barrier Gate - PBG

One of the most durable and versatile systems available in the traffic controller industry and can accommodate clear widths of 10ft-20ft, with operation from the left or right hand side. The weight of this system can range anywhere from 1510-3020 pounds, a substantial visual deterrent. Common system uses include: rental car facilities, security checkpoints, and private lots or garages.

*Prices vary depending on customer specific dimensions and modifications.



Magnetic Gate Arm

Automated barrier designed for controlled vehicle access in security-sensitive areas such as parking facilities, toll stations, and restricted zones. Magnetic technology ensures fast and efficient operation, reliable opening and closing, with minimal maintenance. With a robust frame, customizable arm lengths, and articulating options, it can be integrated with various access control solutions.



Drop Arm Barriers - DAB

A hydraulic, motorized gate for secure traffic control at checkpoints, rental car facilities, and revenue areas. It offers right- or left-side installation, 10–20 ft clear widths, fast operation with a 1.5 HP motor, and supports multiple access methods including remote controls, key switches, card readers, and vehicle loops. Factory-configured for easier setup, it includes voltage protection, hydraulic monitoring, emergency manual lowering, and requires periodic maintenance for long-term reliability.

End-to-End Product Support & Guidance

Many of our products work independently, and many work well in conjunction with each other. Prices are subject to change. Some products need additional accessories. We offer warning signage and lighting to compliment the products. Our estimating team is happy to educate you on each product, help you determine which product is best for your facility and usage, and offer a competitive quote.

Our team is available to answer any questions you may have during the entire process. From quoting, to manufacturing, and shipment. We are able to help your team during the installation of the products and any questions you may have after - up to the lifetime of the product.

For an estimate or to learn more, please email sales@spikesystems.com or call 602-243-0291



*Prices vary depending on customer specific dimensions and modifications.